



OPERATING INSTRUCTION MANUAL

BFN-SALM1801S/D-II

PRODUCT INTRODUCTION

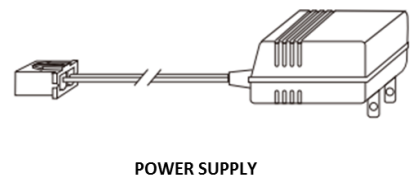
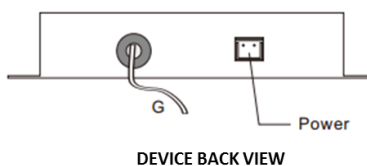
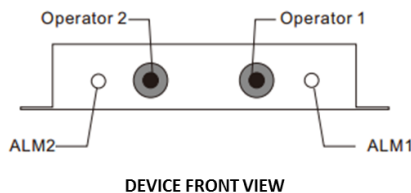
According to ANSI/ESD S20.20 section 6.2.2.2 (Personnel Grounding Guidance), "The personnel grounding system in all cases include the person and the control items' connection to ground. A log should be maintained which verifies that the personnel have tested their personal grounding devices." ESD-S1.1 section 6.1.3, "Daily (wrist strap system) testing may be omitted if constant monitoring is used."

SALM1801S/D-II personnel grounding line monitoring system can continuously monitor working status of wrist strap grounding system for one or two operators. It has an automatic sound and light alarm functions which reminds operators to inspect personal grounding connection to prevent ESD caused by human and reduced high ESD damaged cost. Additional features include small size, light weight, easy to use and efficient real time monitoring device.

SPECIFICATION

- Operating Environment: Temp. 0°C - 50°C, RH 20% - 85%
- Operating Voltage: AC12V (Input: 220V/50Hz)
- Wrist Strap Alarm Resistance: > 1.5 MΩ
- Response Time: < 50msec
- Material: Aluminium Plate
- Colour: Orange
- Dimension: W40mm x H23mm x D92mm (Single) / W62mm x H23mm x D120mm (Double)

STRUCTURE



INSTALLATION

- Mount the monitoring device towards the front edge of work station or under an eye level shelf.
- Install proper grounding to the monitoring device.
- Install the power cord into the inlet labelled "POWER" and connect the AC adapter to a proper power source (220V/50Hz).
- Plug the wrist strap to the "INPUT" for personnel grounding monitoring.

WORK INDICATION

- SALM1801S/D-II when power supply has been plugged, the device will give a short beep and LED indicator become RED but without alarm sound (Standby mode). Thus, the device is ready to monitor the wrist strap grounding status.

- For normal operating resistance, LED indicator will be GREEN.
- If resistance is higher than maximum limit (Wrist strap is broken or bad contact with personnel), LED indicator will be RED with an audible alarm.

ADJUSTMENT AND VERIFICATION

- Adjustment
SALM1801S/D-II has been factory adjusted and can work steadily. No adjustment is needed.
- Verification
According to ANSI/ESD S20.20 (6.2.2.2: Personnel Grounding Guidance), "... constant monitoring devices should be functionally checked periodically to ensure that they are operating as designed."
Suggestion: 1 time per year or periodic verification according to request time of ESD control program.

PACKING LIST

- SALM1801 Main Monitor: 1 set
- AC12V Power Adaptor and Cable: 1 set
- Grounding Cable: 1 set
- Operating Manual (this manual): 1 copy
- Warranty Card: 1 piece

MAINTENANCE

SALM1801S/D-II needs no maintenance and can be used continuously. If it does not work normally due to wrong operations and other reasons, please do notify the supplier immediately.

Note: Prohibit to personally taking it apart or making maintenance.

Operating manual is only for SALM1801S/D-II users. It includes the tester's components, operation and some concerning information, some upgrading property with continuing stability, slightly difference will be allowed with operation and manual.



Suppliers Information



2018 Shenzhen HORB Technology Corp. Ltd. / Printed in China