



OPERATING INSTRUCTION MANUAL

BFN-SALM1801D-V

PRODUCT INTRODUCTION

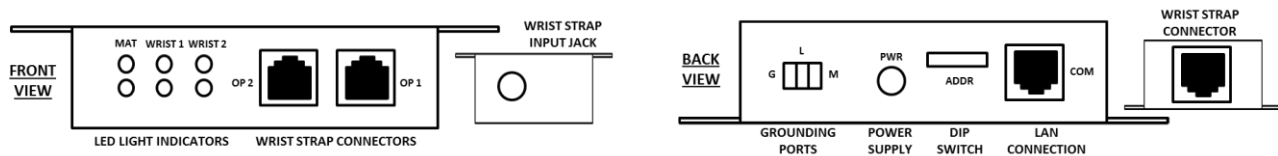
BFN-SALM1801D-V is made of high performance MCU and high quality chip MAX-485. The device is also supported by RTS2000 system software (Optional) which is a central online management system to continuously monitor and provide data recording of device real time status.

The BFN-SALM1801D-V device provides continuous monitoring of personnel grounding, ESD mat grounding, and equipment grounding. The device automatically alarmed via sound and light upon failure to meet the required resistance value for the monitored items.

SPECIFICATION

- Operating Environment: Temp. 0°C - 50°C, RH 20% - 85%
- Operating Voltage: AC/DC 9-12V
- Working Current: < 100 mA
- Wrist Strap Alarm Resistance: 750kΩ - 35MΩ (± 20%)
- Table Mat Alarm Resistance: 750kΩ ~ 3.5MΩ ± 20% (can be factory set: 1-35MΩ)
- Equipment Alarm Resistance: 10Ω ± 20% (can be factory set: 1 - 10Ω)
- Material: Stainless Steel
- Device Dimension: W57mm x H23mm x D128.5mm

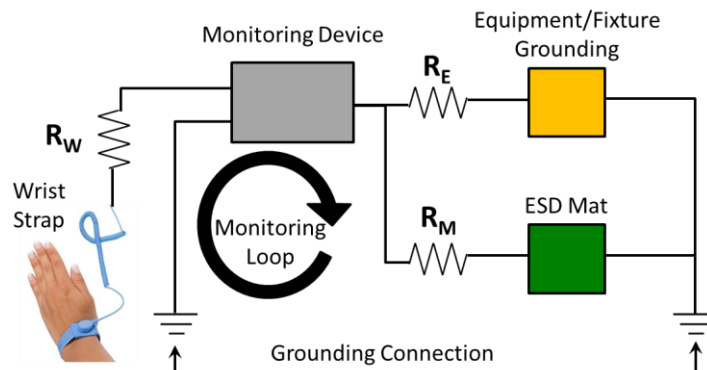
STRUCTURE



MONITORING DEVICE SET-UP

- Check the back panel of the device and install the appropriate connecting wire at the grounding port for each monitoring points.
- Device Static Grounding Line (G)
Connect the end-wire of the cord to the G-port and another end-wire to the production grounding line or AC grounding line.
- Equipment Grounding Line (L)
Connect the end-wire of the cord to the L-port and another end-wire to the equipment grounding line.
- Table Mat Grounding Line (M)
Connect the end-wire of the cord to the M-port and another end-wire to the ESD mat.

MONITORING DIAGRAM FLOW



OPERATING GUIDE / LED INDICATION


- SALM1801D-V when power supply has been plugged, the device's wrist strap monitoring system will automatically be on standby mode.
- Wrist strap monitoring in STANDBY MODE, LED indicator will be RED and GREEN without audible alarm sound.
- For normal operating resistance, LED indicator will be GREEN for wrist strap and table mat monitoring.
- If resistance is higher than maximum limit (Wrist strap is broken or bad contact with personnel), LED indicator will be RED with an audible alarm.
- Broken wire connection for table mat monitoring, LED indicator will be RED with alarm sound.
- Broken wire connection for equipment grounding will show 3 flashing RED LED light with alarm sound.
- Not fully inserted jack or cable connection will result to tester alarm.

PACKING LIST

- | | |
|------------------------------------|-----------------------------------|
| ■ SALM1801D-V Main Monitor: 1 set | ■ Operating (this manual): 1 copy |
| ■ Device Grounding Cable: 1 set | ■ Warranty Card: 1 piece |
| ■ Equipment Grounding Cable: 1 set | ■ DC 9V Power Adaptor: Option |
| ■ Table Mat Grounding Cable: 1 set | ■ BFN-SALM-NS4: Option |

OPTIONAL ACCESSORIES

- Human Sensor - detects a person in front of the sensor and provide additional alarm system within 10seconds if wrist strap is not plug-in within the device.



- Alarm Lamp Tower - supports alarm tower system



OPTIONAL SOFTWARE (RTS2000)

Software designed to support multiple ESD control monitoring devices for BFN Products. This software will provide on-line alarm monitoring system through LAN or network connection. The system continuously monitors (24/7) with data recording function for more than 2000 ESD monitoring devices (exclusively for Horb devices only).



ATTENTION

- When device set-up, please do make sure the device grounding connection is well connected to non-current grounding line.
- SALM1801D-V has been factory adjusted and can work steadily. No adjustment is needed.
- Calibration
According to ANSI/ESD S20.20 (6.2.2.2: Personnel Grounding Guidance), "... constant monitoring devices should be functionally checked periodically to ensure that they are operating as designed."
Suggestion: 1 time per year or periodic verification according to request time of ESD control program.

MAINTENANCE

SALM1801D-V needs no maintenance and can be used continuously. If it does not work normally due to wrong operations and other reasons, please do notify the supplier immediately.

Note: Prohibit to personally taking it apart or making maintenance.

Operating manual is only for SALM1801D-V users. It includes the tester's components, operation and some concerning information, some upgrading property with continuing stability, slightly difference will be allowed with operation and manual.



Suppliers Information

A large, empty rectangular box with a dotted border, intended for supplier information.

2018 Shenzhen HORB Technology Corp. Ltd. / Printed in China